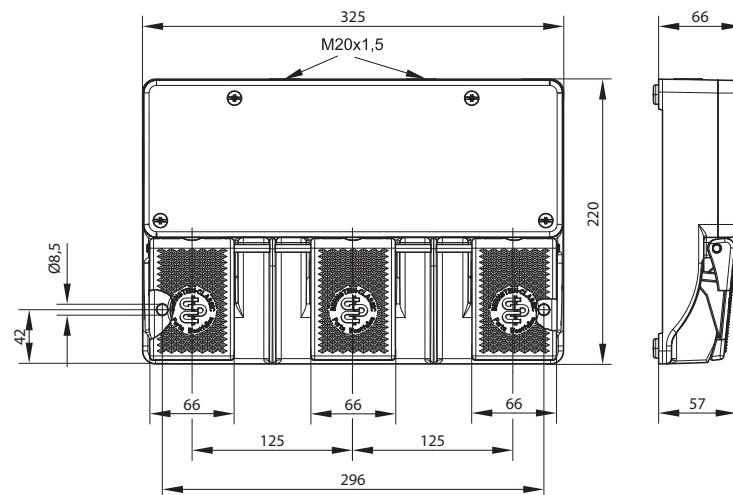


Foot-switch Series F3

Description **F3-U1Z/U1Z/U1Z**

Article number **6063111025**

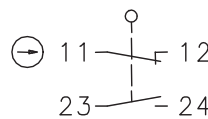
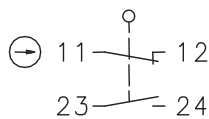
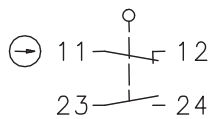


Switching symbol

Pedal left

Pedal middle

Pedal right



Electrical Data

Rated insulation voltage	U_i	400 V AC
Conv. thermal current	I_{the}	10 A
Rated operational voltage	U_e	240 V
Utilization category		AC-15, U_e 240 V / I_e 3 A
Direct opening action	\ominus	acc. to IEC/EN 60947-5-1, annex K (pedal stop)
Short-circuit protective device		Fuse 10 A gG
Protection class		I

Mechanical data	
Enclosure	AL
Cover	AL
Actuator	Foot lever (PA)
Ambient air temperature	-30 °C ... +80 °C
Contact type	3 NC, 3 NO (Zb)
Operating force	≈ 10 N (pedal centre)
Mechanical life	10 x 10 ⁶ operating cycles
Switching frequency	max. 50 / min
Assembly	2 x M8
Connection	screw terminals (M3,5)
Number of connections	12
Protection ground	2 x M4
Conductor cross-sections	Solid: 0,5 ... 1,5 mm ² or Litz wire with ferrules: 0,5 ... 1,5 mm ²
Cable entrance	2 x M20 x 1,5
Weight	≈ 3 kg
Protection type	IP65 acc. to IEC/EN 60529

ID for safety engineering	
B10d	20 x 10 ⁶ cycles

Standards	
	VDE 0660 T100, DIN EN 60947-1, IEC 60947-1
	VDE 0660 T200, DIN EN 60947-5-1, IEC 60947-5-1
	DIN EN ISO 13849-1

EU Conformity	
	acc. to directive 2014/35/EU

Approvals	
	c_CSA _{US} A300 (same polarity)
	CCC

Notes	
Tapped holes not in use must be closed with blind plugs. The degree of protection (IP code) specified applies only to a properly closed protective guard and in connection with the appropriate cable glands or blind plugs.	